


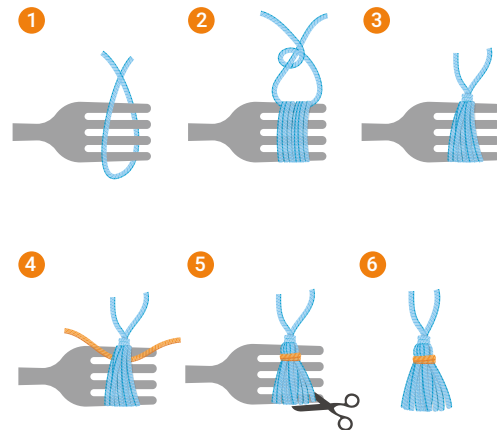
BOOKS I'VE READ THIS SUMMER:





1. pick a book from the library
2. print the template
3. glue the templet on empty cereal box
4. cut the templet following the cut line
5. poke holes using a push pin (do it carefully)
6. use left over yarn to create the heart shape design
7. add the tassel you've made

CREATING TASSEL

1. Roll yarn around a fork (about 20 times)
- 2-3. Make a double knot and don't trim the leftover yarn
4. Wrap another thread (under the first fork tooth) in order to make the "bell shape", and tie with a double knot
5. Cut the yarn at the bottom part of the fork



SHARE WITH US WHAT YOU READ



BOOKS I'VE READ THIS SUMMER:

